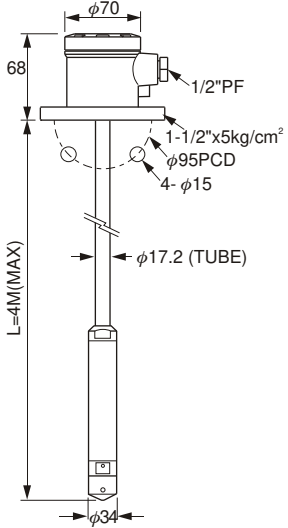
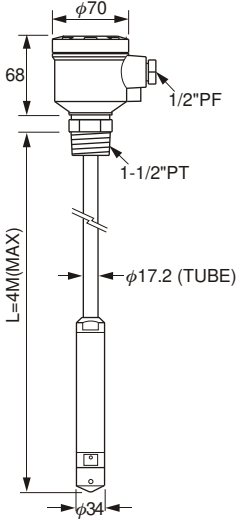
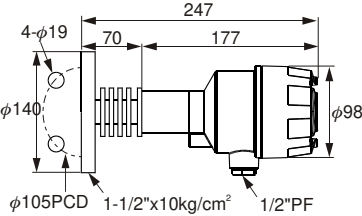


SPECIFICATION

Dimensions (unit:mm)			
Model No.	EC1100 Extension Tube Flange Type	EC1110 Extension Tube Screw Type	EC1200 Hi-Temp. Flange Type
Housing material	Aluminum, IP65	Aluminum, IP65	Aluminum, IP65
Pressure range	0.1, 0.2, 0.4 bar	0.1, 0.2, 0.4 bar	0.1, 0.2, 0.5, 1, 2, 5, 10 bar
Measuring range	0~1M, 0~2M, 0~4M (assumed with the water S.G:1)	0~1M, 0~2M, 0~4M (assumed with the water S.G:1)	0~1M, 0~2M, 0~5M, 0~10M, 0~20M, 0~50M, 0~100M (assumed with the water S.G:1)
Linearity	0.3%FS	0.3%FS	0.3%FS
Long term stability	<0.1%	<0.1%	<0.1%
Operating temp	-10~80°C	-10~80°C	-10~150°C
Ambient temp	60°C	60°C	60°C
Supply voltage	13~36 Vdc	13~36 Vdc	13~36 Vdc
Output	4~20mA, Loop resistance should be less than 500	4~20mA, Loop resistance should be less than 500	4~20mA, Loop resistance should be less than 500
Connection	1-1/2" x 5kg/cm ²	1-1/2" PT	1-1/2" x 10kg/cm ²
Wetted material	SUS 304/316	SUS 304/316	SUS 304/316
Weight	approx. 4.2kg (L=1M)	approx. 4kg (L=1M)	approx. 1.8kg (L=1M)

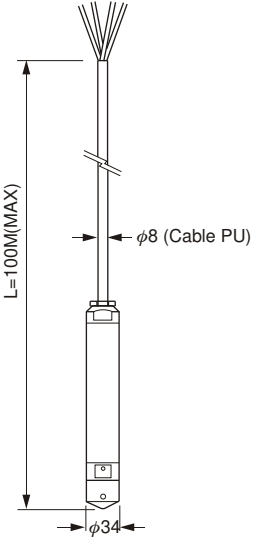
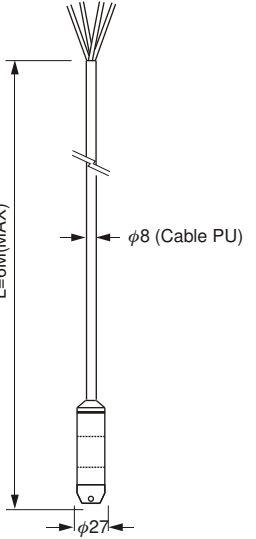
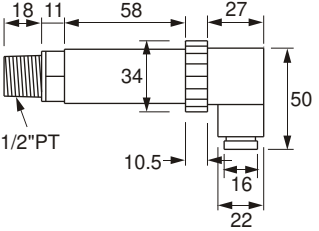
※Special size flange and screws are available.

※OEM/ODM is welcome.

Dimensions (unit:mm)			
Model No.	EC1210 Flange Standard Type	EC1300 Extension Cable Flange Type	EC1310 Extension Cable Screw Type
Housing material	Aluminum, IP65	Aluminum, IP65	Aluminum, IP65
Pressure range	0.1, 0.2, 0.4 bar	0.1, 0.2, 0.5, 1, 2, 5, 10 Bar	0.1, 0.2, 0.4, 1, 2, 5, 10 Bar
Measuring range	0~1M,0~2M,0~4M (assumed with the water S.G:1)	0~1M,0~2M,0~5M,0~10M, 0~20M,0~50M,0~100M (assumed with the water S.G:1)	0~1M,0~2M,0~4M,0~10M, 0~20M,0~50M,0~100M (assumed with the water S.G:1)
Linearity	0.3%FS	0.3%FS	0.3%FS
Long term stability	<0.1%	<0.1%	<0.1%
Operating temp	-10~80°C	-10~80°C	-10~80°C
Ambient temp	60°C	60°C	60°C
Supply voltage	13~36 Vdc	13~36 Vdc	13~36 Vdc
Output	4~20mA,Loop resistance should be less than 500	4~20mA,Loop resistance should be less than 500	4~20mA,Loop resistance should be less than 500
Connection	1-1/2" x 5kg/cm ²	1-1/2"x5kg/cm ²	1-1/2"PT
Wetted material	SUS 304/316	SUS 304/316	SUS 304/316
Weight	approx. 1.5kg	approx. 2.8kg (L=1M)	approx. 2.9kg (L=1M)

※Special size flange and screws are available.

※OEM/ODM is welcome.

Dimensions (unit:mm)			
Model No.	EC1320 Extension Cable Type	EC2500 Extension Cable Type	EC1500 Pressure Transducer
Pressure range	0.1,0.2,0.5,1,2,5,10 bar	0.25, 0.4, 0.6 bar	0.1,0.2,0.5,1,2,5,10,20,50,100 bar
Measuring range	0~1M,0~2M,0~5M,0~10M, 0~20M,0~50M,0~100M (assumed with the water S.G:1)	0~2.5M,0~4M,0~60M (assumed with the water S.G:1)	—————
Linearity	0.3%FS	0.3%FS	0.3%FS
Long term stability	<0.1%	<0.1%	<0.1%
Operating temp	-10~80°C	-10~80°C	-10~80°C
Ambient temp	60°C	60°C	60°C
Supply voltage	13~36 Vdc	13~36 Vdc	13~36 Vdc
Output	4~20mA,Loop resistance should be less than 500	4~20mA,Loop resistance should be less than 500	4~20mA,Loop resistance should be less than 500
Protection	—————	—————	1/2" PT
Wetted material	SUS 304/316	SUS 316	SUS 304/316
Weight	approx. 0.8kg (L=1M)	approx. 0.8kg (L=1M)	approx. 250g

※Special size flange and screws are available.

※OEM/ODM is welcome.

HOW TO MAKE YOUR ORDER

EC **1 1 0** **0** **EM** **(0 1 0 0)**

MODEL _____

- | | |
|----------------------------------|---------------------------------|
| 110: Extension Tube Flange Type | 131: Extension Cable Screw Type |
| 111: Extension Tube Screw Type | 132: Extension Cable Type |
| 120: Hi-Temp. Flange Type | 150: Pressure Transducer |
| 121: Flange Standard Type | 175: Extension Type |
| 130: Extension Cable Flange Type | |

WETTED MATERIAL _____

- 0: SUS304
- 6: SUS316

CONNECTING TYPE _____

- | | | | |
|-----------------|--------------|--------------------------|-----------------|
| B: 1/2" (15A) | I: 4" (100A) | M: 5 kg/cm ² | U: NPT |
| C: 3/4" (20A) | J: 5" (125A) | N: 10 kg/cm ² | W: PN10 (10Bar) |
| D: 1" (25A) | K: 6" (150A) | O: 150 Lbs | X: PN16 (16Bar) |
| E: 1-1/2" (40A) | S: Others | P: 300 Lbs | Y: PN25 (25Bar) |
| F: 2" (50A) | | Q: PT | Z: PN40 (40Bar) |
| G: 2-1/2" (65A) | | R: PF(G) | S: Others |
| H: 3" (80A) | | T: BSP | -: None |

LENGTH _____

- 0050: 50cm (01~50)
- 0100: 100cm (51~100)
- 0150: 150cm (101~150) ※ 50cm per Unit

EC **2 5 0 0** **EM** **(0)** **(0 1 0 0)**

MODEL _____

- 250: Extension Cable Type

PRESSURE (BAR) _____

- X25=0.25bar X4=0.4bar X6=0.6bar

LENGTH _____

- 0050: 50cm (01~50)
- 0100: 100cm (51~100)
- 0150: 150cm (101~150) ※ 50cm per Unit

- * Tolerance of the total product length is ± 5mm
- * Characteristics, specifications and dimensions are subject to change without notice.
- * Please contact your nearest distributing office for further informations.