



RF Admittance Level Transmitter



www.fine-tek.com

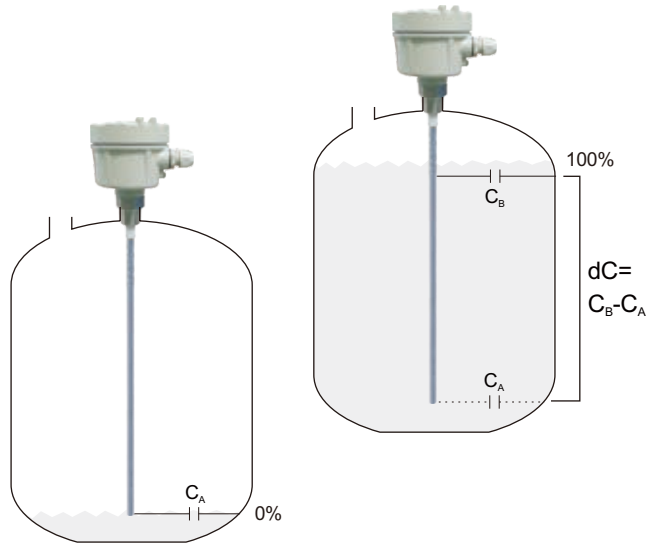

FineTek
Your Made-To-Order Solutions

PRODUCT INTRODUCTION

PRINCIPLE

RF Admittance Level Transmitter utilizes the capacitance formed between the sensing probe and the reference probe or the metal vessel wall to calculate the level of the medium inside the vessel according to the capacitance theory that the capacitance and vessel are proportional increased.

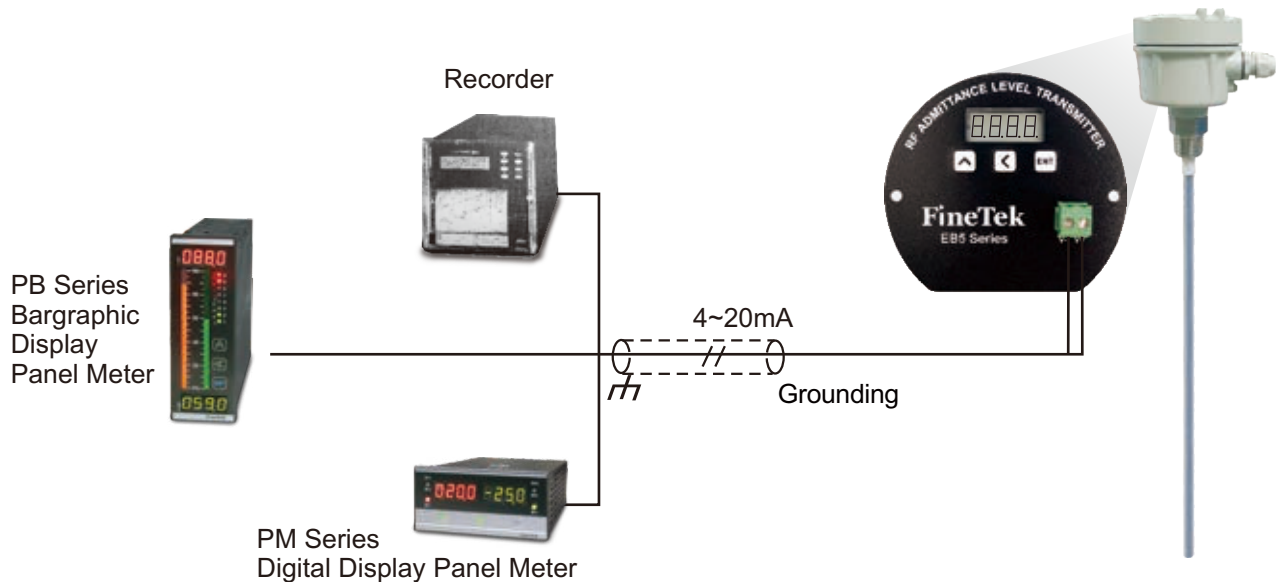
When the probe is surrounding by the air, little capacitance (C_A) is measured by the equivalent capacitor, the capacitance increase gradually as computing media, the max. capacitance (C_B) will be measured while the tank is full, the difference (dC) between C_A and C_B is proportional to the level. (Recommend range $dC = 25 \sim 2000 \text{ pF}$)



FEATURES

- 4~20mA 2 wire Loop power
- Low consumption of power (20mA Max)
- High accuracy of linearity ($< \pm 1\% \text{ FS}$ or $\pm 0.5\text{pF}$)
- Temperature compensation, low temperature effect ($\pm 0.2\% \text{ FS}/^\circ\text{C}$ or $0.1\text{pF}/^\circ\text{C}$)
- Easy calibration (Any 2 points for calibration)
- No blind distance, ideal for different tanks
- Suitable for high temperature, high pressure and corrosive environment
- LCD local display

APPLICATION EXAMPLE



APPLICATION EXAMPLE

	EB5200	EB5201	EB52A0	EB52A1	EB5300	EB5301	EB53A0	EB53A1	EB5400	EB54A0
Conductive Tank	★	★	★	★	★	★	★	★	✗	✗
Non-Conductive Tank	▲	▲	▲	▲	✗	✗	✗	✗	★	★
Height of Vessel > 4m	✗	✗	✗	✗	★	★	★	★	✗	✗
Height of Vessel < 4m	★	★	★	★	—	—	—	—	★	★
Operation Temperature > 80°C (Not more than 200°C)	✗	★	✗	★	✗	★	✗	★	✗	✗
Dielectric Constant of Media>4	✗	✗	★	★	✗	✗	★	★	✗	★
Dielectric Constant of Media<4	★	★	—	—	★	★	—	—	★	—
Corrosive Media	✗	✗	★	★	✗	✗	★	★	✗	★
Agitator inside the vessel	▲	▲	▲	▲	✗	✗	✗	✗	—	—
★ Good ▲ Pipe shield is suggested ✗ Unsuitable — Fair										

	EB5200	EB5201	EB52A0	EB52A1	EB5300	EB5301	EB53A0	EB53A1	EB5400	EB54A0
Aqueous Solution	✗	✗	★	★	✗	✗	★	★	✗	★
Oil Solution	▲	▲	✗	✗	✗	✗	✗	✗	✗	✗
Acid or Akali Solution	✗	✗	✗	✗	✗	✗	✗	✗	✗	★
Feed & Grain	★	★	✗	✗	★	★	✗	✗	✗	✗
Mining & Cement	★	★	✗	✗	★	★	✗	✗	✗	✗
★ Good ▲ Pipe shield is suggested ✗ Unsuitable										

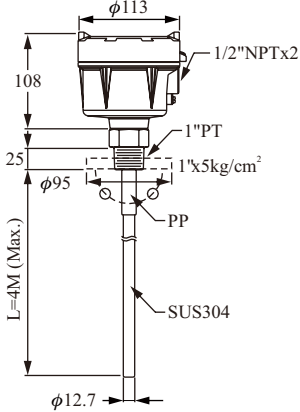
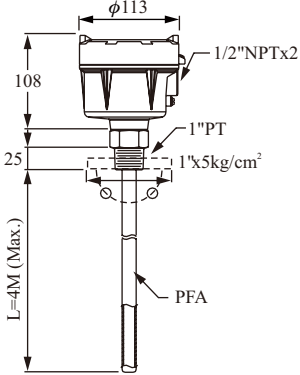
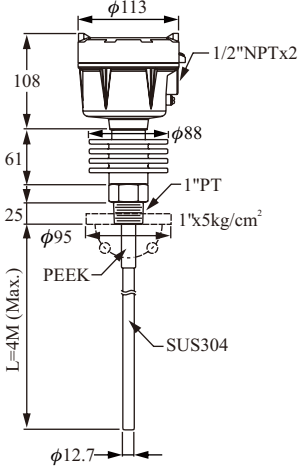
DIELECTRIC CONSTANTS CHART

Material	Dielectric Constant	Material	Dielectric Constant	Material	Dielectric Constant	Material	Dielectric Constant
Air	1	Heavy Oil	2.6~3.0	Cement	4~6	Acetone	20~30
Gasoline	1.9	Grain	2.5~4.5	Butanol	11	Carbide Powder	25~30
Diesel	2.1	Corn	2.3~2.6	Ethanol	16~31	Sulfuric Acid	84
Edible Oil	2~4	Rice	3~8	Ammonia	21	Water	81

WIRING AND CAUTION

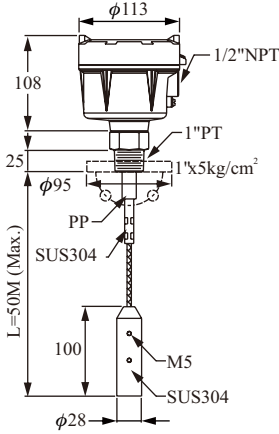
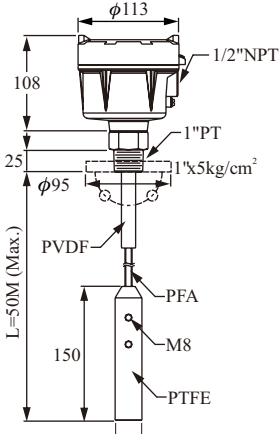
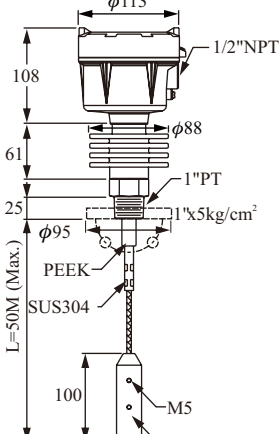
- After installation of the Admittance Level Transmitter on the top of tank, please make sure the cover of the transmitter is contacted with tank perfectly. Please avoid the grounding of panel meter to touch the tank wall.
- While the panel meter is not supplied with a power supply, please prepare a 24V power supply for use.
- The max cable length is depends on the max resistance .Maximum resistance is not to exceed $(V_s-22) \times 50\Omega$ to ensure the accuracy of measurement.
- Make sure to separate the signal cable with other big power cables (such as pump, conveyor and solenoid valve)while wiring. Before turning on power, make sure all wirings are correct.
- Connect isolation cable with GND of power.
- If there is heater or other electric device in the application, contacting the cover of the transmitter and tank can decrease EMI.

STANDARD TYPE

Dimensions (unit:mm)	 <p>Suitable for middle/ small tank Media : non-conductive material low moisture material</p>	 <p>Suitable for middle/big tank Media: Dielectric Constant >4 Conductive Material</p>	 <p>Suitable for middle/ small tank Media : non-conductive material low moisture material</p>
Model No.	EB5200 Rod Probe	EB52A0 Rod Coating Type	EB5201 Hi-Temp Rod Probe
Probe material	SUS304	SUS304 with PFA Coating	SUS304
Ambient temperature	-40~85°C	-40~85°C	-40~85°C
	LCD monitor: -20~85°C	LCD monitor: -20~85°C	LCD monitor: -20~85°C
Operating temperature	-40~85°C	-40~85°C	-40~200°C
Operation voltage	18~30Vdc	18~30Vdc	18~30Vdc
Analog output	4~20mA(two wire)	4~20mA(two wire)	4~20mA(two wire)
Digital output	HART(option)	HART(option)	HART(option)
Measuring range	20~2000pF	20~2000pF	20~2000pF
Accuracy	± 1% FS or ± 0.5pF	± 1% FS or ± 0.5pF	± 1% FS or ± 0.5pF
Effect temp.	< ± 0.2% FS/°C or 0.1pF/°C	< ± 0.2% FS/°C or 0.1pF/°C	< ± 0.2% FS/°C or 0.1pF/°C
Protection	IP65	IP65	IP65
Connection	1"PT or 1"x5kg/cm ² flange	1"PT or 1"x5kg/cm ² flange	1"PT or 1"x5kg/cm ² flange
Weight	Approx. 2.3kg(1m)	Approx. 2.3kg(1m)	Approx. 2.8kg(1m)
Operating pressure	40kg/cm ²	32kg/cm ²	40kg/cm ²

Note :Hi-Temp Wire Coating Type is available, the model is EB52A1 with PFA Coating

STANDARD TYPE

Dimensions (unit:mm)	 <p>Suitable for middle/ small tank Media : non-conductive material low moisture material</p>	 <p>Suitable for middle/big tank Media: Dielectric Constant >4 Conductive Material</p>	 <p>Suitable for middle/ small tank Media : non-conductive material low moisture material</p>
Model No.	EB5300 Cable Type	EB53A0 Cable Coating Type	EB5301 Hi-Temp Cable Type
Probe material	SUS304	SUS304 with PFA Coating	SUS304
Weight material	SUS304	PTFE	SUS304
Ambient temperature	-40~85°C LCD monitor: -20~85°C	-40~85°C LCD monitor: -20~85°C	-40~85°C LCD monitor: -20~85°C
Operating temperature	-40~85°C	-40~85°C	-40~200°C
Tensile strength	2000Kgf	2000Kgf	2000Kgf
Operation voltage	18~30Vdc	18~30Vdc	18~30Vdc
Analog output	4 ~20mA(two wire)	4 ~20mA(two wire)	4 ~20mA(two wire)
Digital output	HART(option)	HART(option)	HART(option)
Measuring range	20~2000pF	20~2000pF	20~2000pF
Accuracy	± 1% FS or ± 0.5pF	± 1% FS or ± 0.5pF	± 1% FS or ± 0.5pF
Effect temp.	< ± 0.2% FS/°C or 0.1pF/°C	< ± 0.2% FS/°C or 0.1pF/°C	< ± 0.2% FS/°C or 0.1pF/°C
Protection	IP65	IP65	IP65
Connection	1"PT or 1"x5kg/cm ² flange	1"PT or 1"x5kg/cm ² flange	1"PT or 1"x5kg/cm ² flange
Weight	Approx. 2.3kg(1m)	Approx. 2.3kg(1m)	Approx. 2.8kg(1m)
Operating pressure	40kg/cm ²	32kg/cm ²	40kg/cm ²

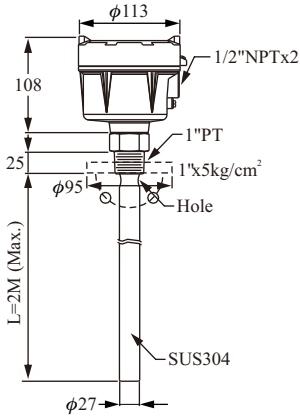
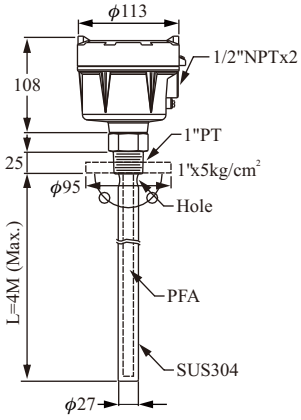
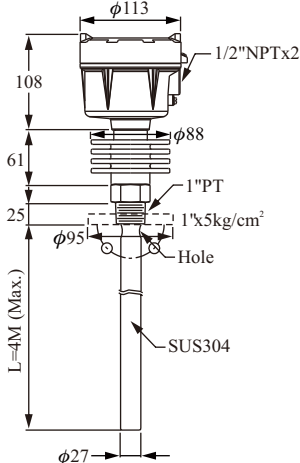
Note :Hi-Temp Wire Coating Type is available, the model is EB53A1 with PFA Coating

STANDARD TYPE

Dimensions (unit:mm)	<p>Suitable for middle/ small non-conductive tank Media : non-conductive material low moisture material</p>	<p>Suitable for middle/ small non-conductive tank Media: Conductive Material</p>
	<p>Model No.</p> <p>EB5400 Two Rode Probe</p>	<p>EB54A0 Two Coating Rode Probe</p>
Probe material	SUS304	SUS304 with PP / PFA Coating
Ambient temperature	-40~85°C	-40~85°C
	LCD monitor: -20~85°C	LCD monitor: -20~85°C
Operating temperature	-40~85°C	-40~85°C
Operation voltage	18~30Vdc	18~30Vdc
Analog Output	4 ~20mA(two wire)	4 ~20mA(two wire)
Digital output	HART(option)	HART(option)
Measuring range	20~2000pF	20~2000pF
Accuracy	± 1% FS or ± 0.5pF	± 1% FS or ± 0.5pF
Effect temp.	< ± 0.2% FS/°C or 0.1pF/°C	< ± 0.2% FS/°C or 0.1pF/°C
Protection	IP65	IP65
Connection	2"x5kg/cm ² flange	2"x5kg/cm ² flange
Weight	Approx. 2.3kg(1m)	Approx. 2.3kg(1m)
Operating pressure	5kg/cm ²	5kg/cm ²

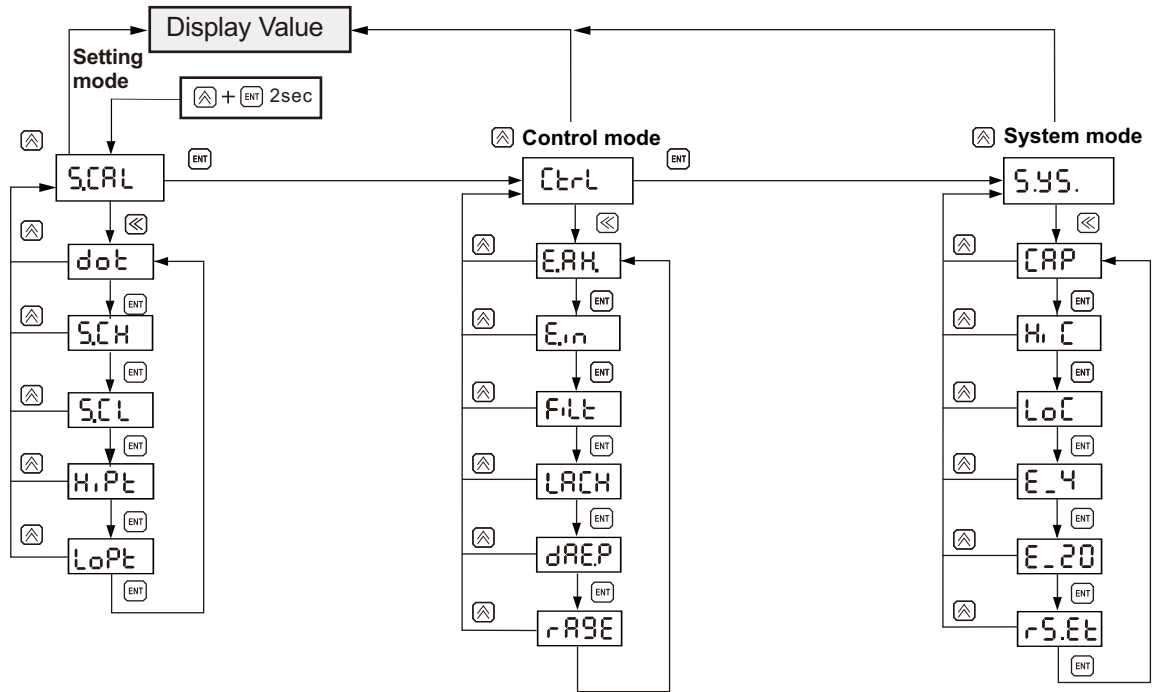
Note:Min. Connection is 2" flange

STANDARD TYPE

Dimensions (unit:mm)	 <p>Suitable for middle/ small tank Media : non-conductive material low moisture material</p>	 <p>Suitable for middle/big tank Media: Dielectric Constant >4 Conductive Material</p>	 <p>Suitable for middle/ small tank Media : non-conductive material low moisture material</p>
Model No.	EB5500 Anti-wave tube Type	EB55A0 Anti-wave tube Type	EB5501 Hi-Temp Anti-wave tube Type
Probe material	SUS304	SUS304 with PFA Coating	SUS304
Ambient temperature	-40~85°C	-40~85°C	-40~85°C
	LCD monitor: -20~85°C	LCD monitor: -20~85°C	LCD monitor: -20~85°C
Operating temperature	-40~85°C	-40~85°C	-40~200°C
Operation voltage	18~30Vdc	18~30Vdc	18~30Vdc
Analog output	4~20mA(two wire)	4~20mA(two wire)	4~20mA(two wire)
Digital output	HART(option)	HART(option)	HART(option)
Measuring range	20~2000pF	20~2000pF	20~2000pF
Accuracy	± 1% FS or ± 0.5pF	± 1% FS or ± 0.5pF	± 1% FS or ± 0.5pF
Effect temp.	< ± 0.2% FS/°C or 0.1pF/°C	< ± 0.2% FS/°C or 0.1pF/°C	< ± 0.2% FS/°C or 0.1pF/°C
Protection	IP65	IP65	IP65
Connection	1"PT or 1"x5kg/cm ² flange	1"PT or 1"x5kg/cm ² flange	1"PT or 1"x5kg/cm ² flange
Weight	Approx. 2.3kg(1m)	Approx. 2.3kg(1m)	Approx. 2.8kg(1m)
Operating pressure	40kg/cm ²	32kg/cm ²	40kg/cm ²

Note :Hi-Temp Wire Coating Type is available, the model is EB55A1 with PFA Coating

CALIBRATION & SETUP



A: A B: b C: C D: d E: E F: F G: 9 H: H I: I J: J
 K: K L: L M: E N: n O: o P: P Q: 9 R: r S: S T: t
 U: U V: U W: 3 X: H Y: 9 Z: 2

Main Menu	Sub-Menu	Range	Default	Description
S.CAL	dot	0~3	1	Decimal point setting
	S.CH	-1999~9999	100.0	20mA corresponding display value
	S.CL	-1999~9999	0	4mA corresponding display value
	H.Pt	-1999~9999	100.0	Value for high point (Hipt).
	LoPt	-1999~9999	0	Value for low point (Lopt).
Ctrl	E.AH	SAVE,RSET BACK	SAVE	Memory for max & mini value during operation. SAVE: Save value into Eeprom RSET: Clean present value and memory BACK: Go back to sub-menu
	E.in	SAVE,RSET BACK	SAVE	
	Filt	Lo,MID,HI	LO	Software Filter
	LACH	ON, OFF	OFF	Output latch
	dREP	1~60sec	1	Reflash time
	r.AGE	HI,Lo	HI	Measuring range
S.YS.	CAP	0~9999		Capacity Value
	HiC	0~9999	2200	High point Capacity Value
	LoC	0~9999	200	Low point Capacity Value
	E_4	-1999~9999	0	4mA fine turn
	E_20	-1999~9999	0	20mA fine turn
	r.S.Et			Load default

Note 1: The setting of Hipt, LoPt please refer to calibration procedures on the manual

Note 2: The output will latch when display is 110% or -10%

Note 3: Re-Calibration is necessary if measuring range is changed

ORDER INFORMATION

EB 5 2 0 0 - HM 5 0 0 0

ORDER NO. _____

- 52: Rod Probe Type
- 53: Cable Type
- 54: Two Rod Probe Type
- 55: Anti-wave tube Type

MATERIAL _____

- Metal Probe** 0: SUS304 6: SUS316
- Plastic Coated Probe** A: PFA

TEMPERATURE RESISTANCE _____

- 0: Standard (max.85°C)
- 1: Hi-Temp Type (max.200°C)

COMMUNICATION _____

- : None
- H: HART

CONNECTING _____

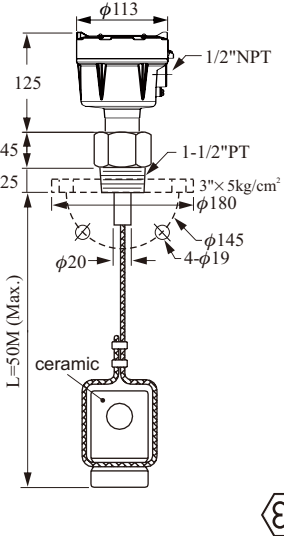
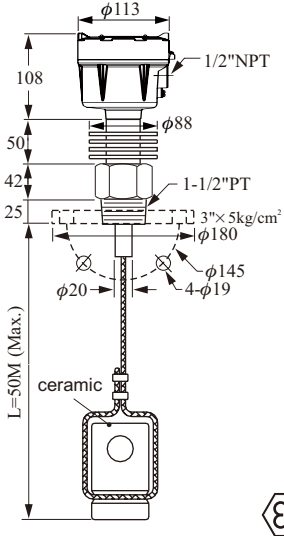
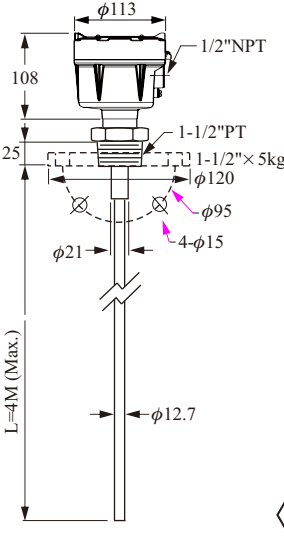
Dimension	Specification	
D --- 1"	M --- 5kg/cm ²	Q --- PT
E --- 1-1/2"	N --- 10kg/cm ²	R --- PF(G)
F --- 2"	O --- 150 Lbs	T --- BSP
G --- 2-1/2"	P --- 300 Lbs	U --- NPT
H --- 3"	W--- PN10	V --- GAS
I --- 4"	X --- PN16	S --- others
J --- 5"	Y --- PN25	
K --- 6"	Z --- PN40	
S --- others		

PROBE LENGTH (Unit: mm) _____

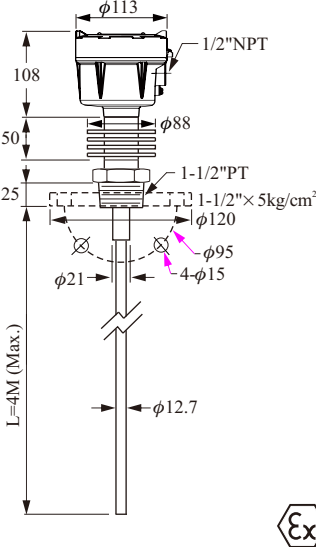
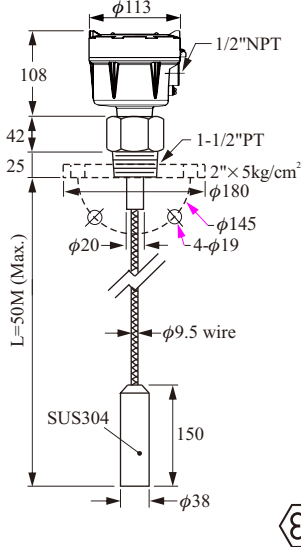
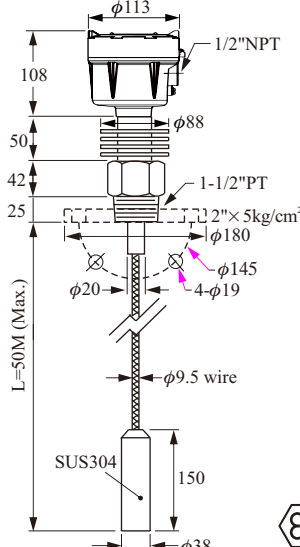
- 0500:** below 500mm
 - 1000:** 501~1000mm
 - 1500:** 1001~1500mm
 - ⋮
 - ⋮
- ※ 500mm per Unit
 - ※ Use English letter as first code for probe length over 10m.
A150 represents 15m, A200 represents 20m

- * Tolerance of the total product length is ±5mm
- * Characteristics, specifications and dimensions are subject to change without notice.
- * Please contact your nearest distributing office for further informations.

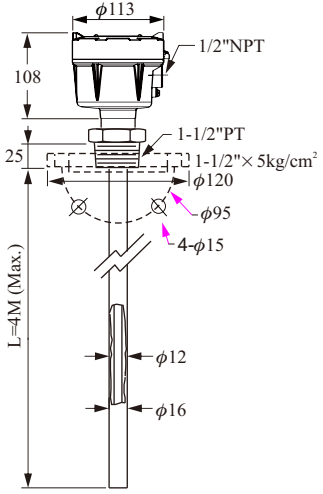



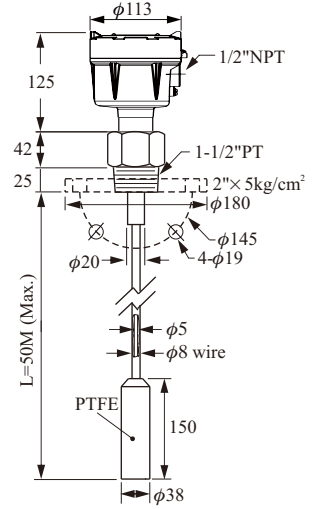


EXPLOSION PROOF TYPE

<p>Dimensions (unit:mm)</p>	 <p>Suitable for non-conductive material and big tank.</p>	 <p>Suitable for non-conductive material and big tank.</p>	 <p>Suitable for non-conductive material and middle-size tank.</p>
Model No.	EB1710 Wire Probe	EB1711 Hi-Temp Wire Probe	EB1720 Rod Probe
Probe material	SUS304	SUS304	SUS304/316
Weight material	CERAMIC	CERAMIC	——
Ambient temperature	-20~70°C	-20~70°C	-20~70°C
Operating temperature	-40~80°C	-40~200°C	-40~80°C
Tensile strength	2000Kgf	2000Kgf	——
Operation voltage	12~36Vdc	12~36Vdc	12~36Vdc
Output current	4 ~20mA(two wire)	4 ~20mA(two wire)	4 ~20mA(two wire)
Measuring range	0~5000pF	0~5000pF	0~5000pF
Accuracy	± 1%FS (25°C)	± 1%FS (25°C)	± 1%FS (25°C)
Protection	IP65	IP65	IP65
Connection	3"x5kg/cm ² flange or 1-1/2"PT screw	3"x5kg/cm ² flange or 1-1/2"PT screw	1-1/2"x5kg/cm ² flange or 1-1/2"PT screw
Weight	Approx. 3.7kg(1M)	Approx. 4.2kg(1M)	Approx. 2.3kg(1M)
Operating pressure	40kg/cm ²	40kg/cm ²	40kg/cm ²

EXPLOSION PROOF TYPE

<p>Dimensions (unit:mm)</p>	 <p>Suitable for non-conductive material and middle-size tank.</p>	 <p>Suitable for non-conductive material and big tank.</p>	 <p>Suitable for non-conductive material and big tank.</p>
Model No.	EB1721 Hi-Temp Rod Probe	EB1730 Wire Probe	EB1731 Hi-Temp Wire Probe
Probe material	SUS304/316	SUS304	SUS304
Weight material	————	SUS304	SUS304
Ambient temperature	-20~70°C	-20~70°C	-20~70°C
Operating temperature	-40~200°C	-40~80°C	-40~200°C
Tensile strength	————	2000Kgf	2000Kgf
Operation voltage	12~36Vdc	12~36Vdc	12~36Vdc
Output current	4 ~20mA(two wire)	4 ~20mA(two wire)	4 ~20mA(two wire)
Measuring range	0~5000pF	0~5000pF	0~5000pF
Accuracy	± 1%FS (25°C)	± 1%FS (25°C)	± 1%FS (25°C)
Protection	IP65	IP65	IP65
Connection	1-1/2"x5kg/cm ² flange or 1-1/2"PT screw	2"x5kg/cm ² flange or 1-1/2"PT screw	2"x5kg/cm ² flange or 1-1/2"PT screw
Weight	Approx. 2.8kg(1M)	Approx. 2.3kg(1M)	Approx. 2.8kg(1M)
Operating pressure	40kg/cm ²	40kg/cm ²	40kg/cm ²

EXPLOSION PROOF TYPE

Dimensions (unit:mm)	 <p>EB1740 --- PVDF Coating  EB1742 --- PP Coating  EB1743 --- FEP Coating  Suitable for conductive/ corrosive material and middle-size tank.</p>	 <p>EB1752 --- PP Coating  EB1753 --- FEP Coating  Suitable for conductive/ corrosive material and big tank.(weight can not be fixed at the bottom of tank)</p>
Model No.	EB1740/42/43 Anti-Corrosion	EB1752/53 Anti-Corrosion Wire Probe
Probe material	SUS304+Coating	SUS304+Coating
Weight material	————	SUS304+PTFE
Ambient temperature	-20~70°C	-20~70°C
Operating temperature	-40~80°C	-40~80°C
Tensile strength	————	2000Kgf
Operation voltage	12~36Vdc	12~36Vdc
Output current	4 ~20mA(two wire)	4 ~20mA(two wire)
Measuring range	0~5000pF	0~5000pF
Accuracy	± 1%FS (25°C)	± 1%FS (25°C)
Protection	IP65	IP65
Connection	1-1/2"x5kg/cm ² flange or 1-1/2"PT screw	2"x5kg/cm ² flange or 1-1/2"PT screw
Weight	Approx. 2.3kg(1M)	Approx. 2.3kg(1M)
Operating pressure	40kg/cm ²	40kg/cm ²

ORDER INFORMATION

EB 1 7 1 0 HM 5 0 0 0

ORDER NO. _____

- 1710 --- Wire Probe Type
- 1711 --- Hi-Temp Wire Probe Type
- 1720 --- Rod Type
- 1721 --- Hi-Temp Rod Probe Type
- 1730 --- Wire Probe Type
- 1731 --- Hi-Temp Wire ProbeType
- 174□ --- Anti-Corrosion (1740: PVDF 1742: PP 1743: FEP)
- 175□ --- Anti-Corrosion with Wire-probe weight
(1752: PP 1753: FEP)

CONNECTING _____

Dimension	Specification
D --- 1"	M --- 5kg/cm ² U --- NPT
E --- 1-1/2"	N --- 10kg/cm ² V --- GAS
F --- 2"	O --- 150 Lbs S --- others
G --- 2-1/2"	P --- 300 Lbs
H --- 3"	W--- PN10
I --- 4"	X --- PN16
J --- 5"	Y --- PN25
K --- 6"	Z --- PN40
S --- others	Q --- PT
	R --- PF(G)
	T --- BSP

PROBE LENGTH (UNIT: mm) _____

- 0500:** below 500mm
 - 1000:** 501~1000mm
 - 1500:** 1001~1500mm
 - ⋮
 - ⋮
- ※ 500mm per Unit
 - ※ Use English letter as first code for probe length over 10m.
A150 represents 15m, A200 represents 20m

- * Tolerance of the total product length is ±5mm
- * Characteristics, specifications and dimensions are subject to change without notice.
- * Please contact your nearest distributing office for further informations.

INSTALLATION

1. Please choose Two Rod Probe type for non conductive tank (Fig.1), or install a concentric circles metal pipe shield with vent hole at the top outside the probe (Fig. 2)
2. The rod or wire probe should be parallel to the tank wall. To prevent material from sticking between the probe and tank wall, the probe shouldn't be too close to the tank wall.
3. If the container is irregular-shaped, such as a cylindrical, and the medium is liquid with low viscosity, the rod should be placed inside a concentric circles metal pipe shield with vent hole at the top.(Fig. 2)
4. Coating Probe type is necessary for conductive media (eg. Water...) , as the bare electrode can't operation normally in conductive media.
5. During the installation, the process connection should be grounded. An installation without proper grounding will not guarantee normal operation of the device later on.
6. For non-conductive medium of powder or granules in big tank, the wire probe should be fixed to the bottom of tank
7. When all electrical connections inside of Admittance Level Transmitter housing are finished, the housing cover and the conduit opening should be sealed and tightened to prevent moisture from soaking in.
8. If an agitator is in place (see fig. 4), a pipe shield outside the probe is recommended.

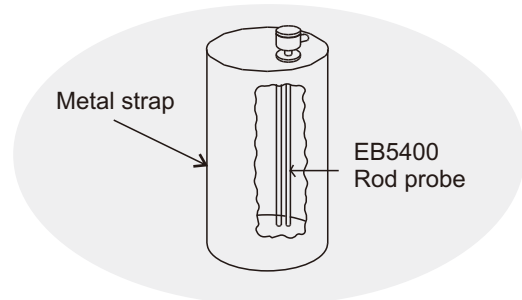


Fig. 1

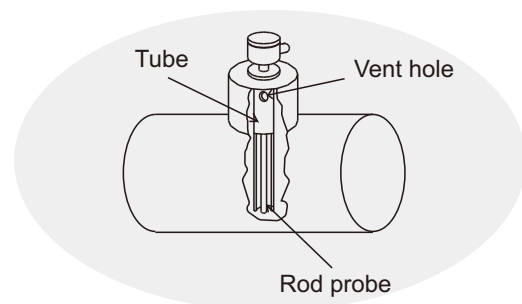


Fig. 2

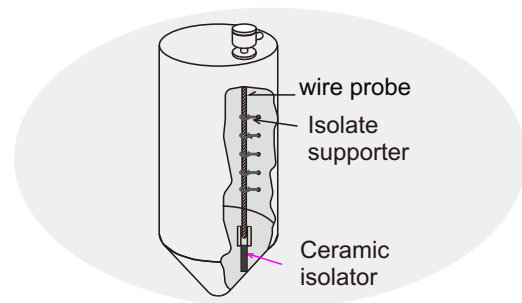


Fig. 3

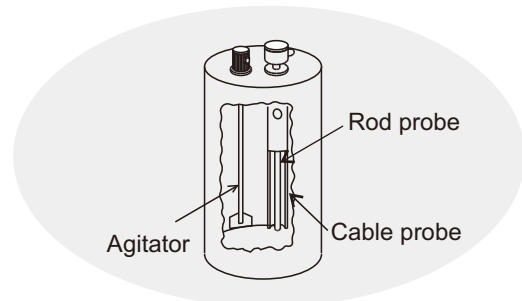
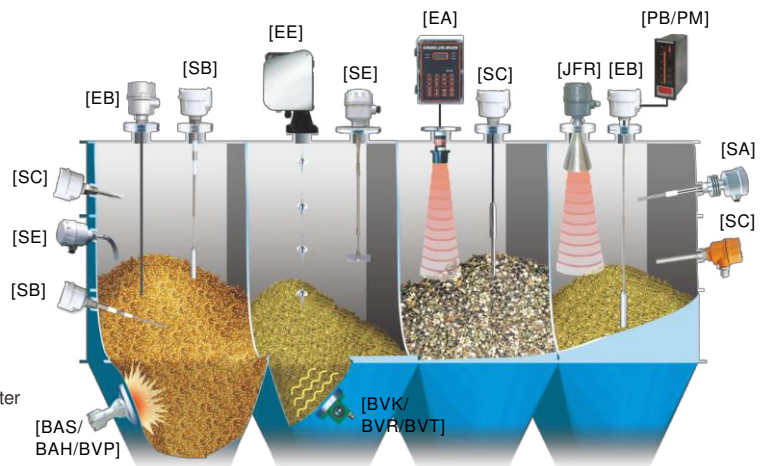
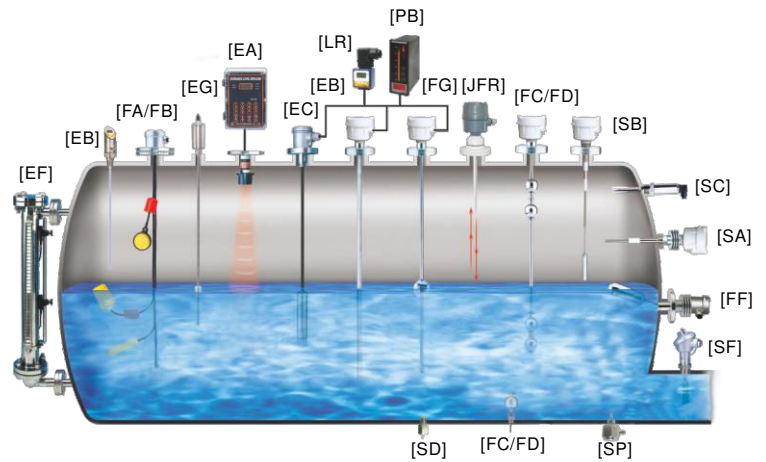


Fig. 4

EXAMPLES OF TANK MOUNTING

- [FC/FD] Mini Float/Magnetic Float Level Switch
- [FG] Magnetic Float Level Transmitter
- [FF] Side Mounting Float Switch
- [FA/FB] Cable Float Level Switch
- [SP] Thermal Dispersion Flow Switch
- [SF] Paddle Flow Switch
- [SD] Optical Level Switch
- [SE] Rotary Paddle Level Switch
- [SA] Capacitance Level Switch
- [EC] Pressure Level Transmitter
- [LR] Loop Power Indicator
- [SC] Vibrating Probe Level Switch
- [SC] Tuning Fork Level Switch
- [EB] RF-Capacitance Level Transmitter
- [SB] RF-Capacitance / Admittance Level Switch
- [EG] Magnetostrictive Level Transmitter
- [EF] By-Pass Level Transmitter
- [MEF] Mini By-Pass Level Transmitter
- [EA] Ultrasonic Level Transmitter
- [JFR] FMCW Radar Level Transmitter
- [EE] Electromechanical Level Measuring System
- [ED] Speed Monitor
- [SRT/SRS] Conveyer Belt Misalignment Switch & Safety Cable Pull Switch
- [PB/PM] Microprocessor Based Bargraphic Display Scaling Meter
- [BRD/AE] Valve and Controller for Dust Collector System
- [BAS/BAH/BVP] Air Hammer
- [BVK/BVR/BVT] Pneumatic Vibrator



Distributor:

Danmark - Sverige - Norge
 NivoTech
 Tlf.: +45 4673 0008
 www.nivotech.dk